

Plumsted Township 2022 Budget Presentation



2022 BUDGET WAS INTRODUCED AT THE 4/7/22 MEETING

➤ Public Hearing 5/5/22

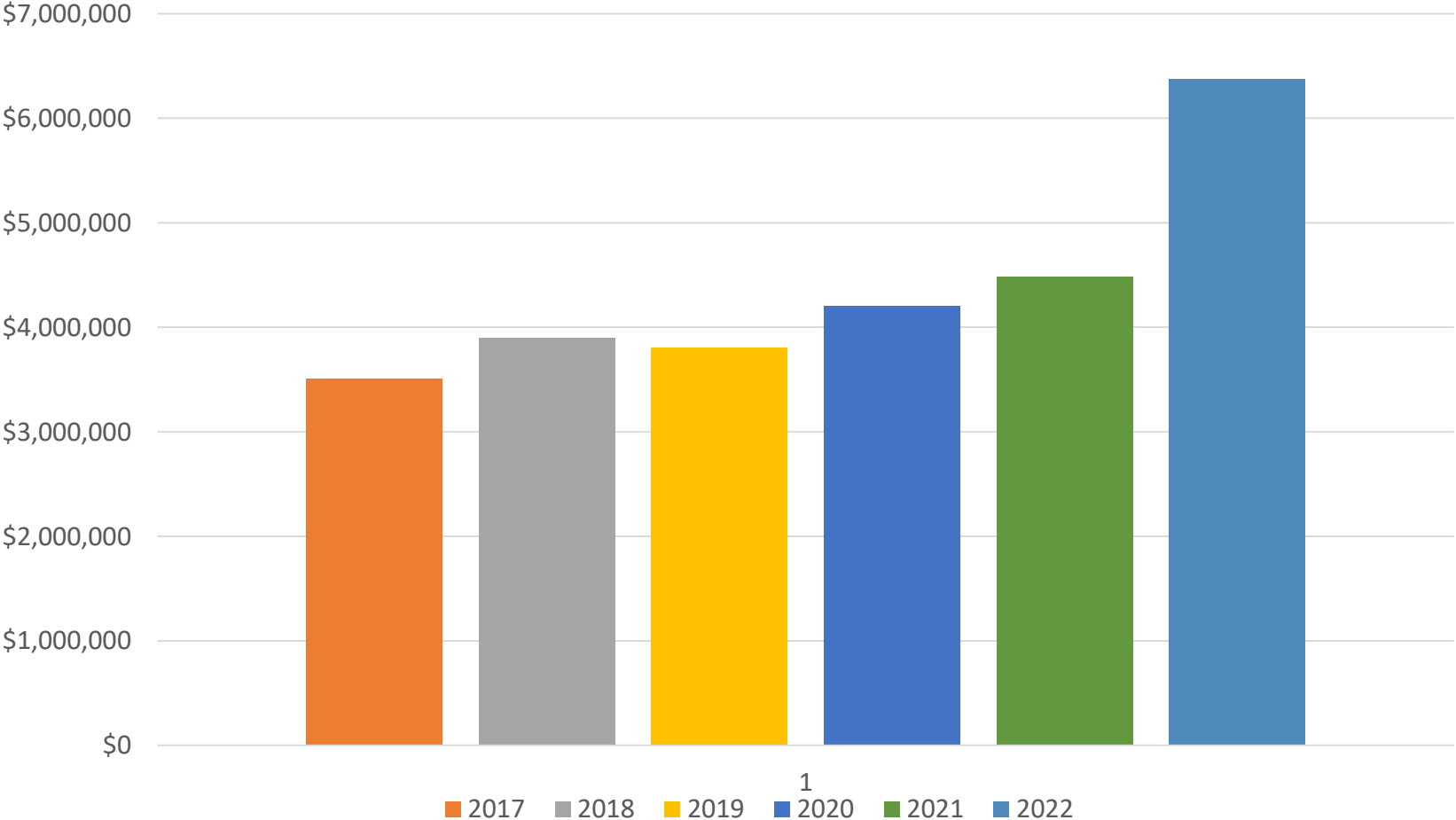
7:00 PM - Municipal Building, 121 Evergreen Road
(Check the website for information on remote participation)

➤ Budget Information

Posted on Township website – Plumsted.org

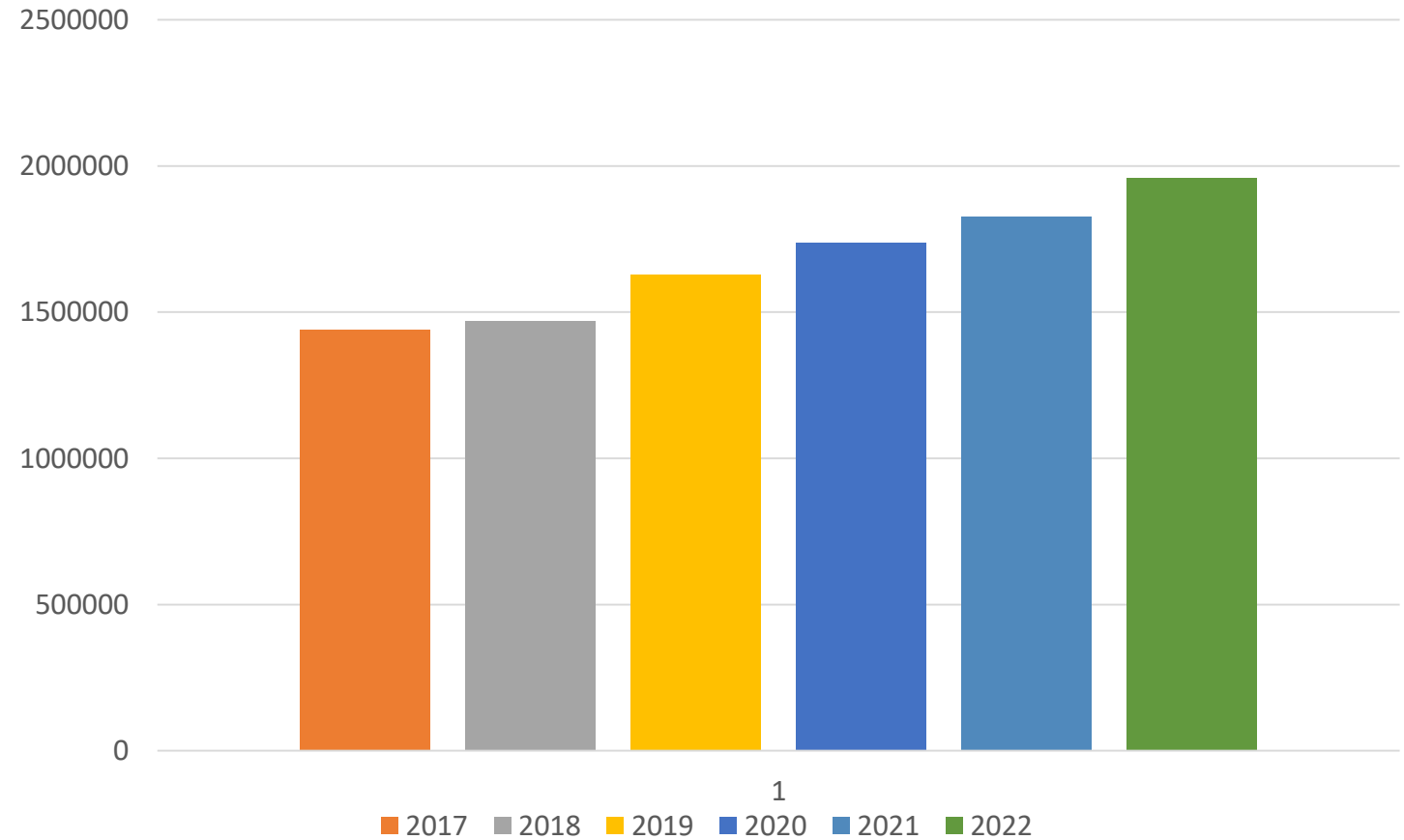
Budget Overview

- ❖ 2022 - \$6,373,900
- ❖ 2021 - \$4,479,933
- ❖ 2020 - \$4,200,746
- ❖ 2019 - \$3,803,353
- ❖ 2018 - \$3,897,961
- ❖ 2017 - \$3,503,280



Salaries

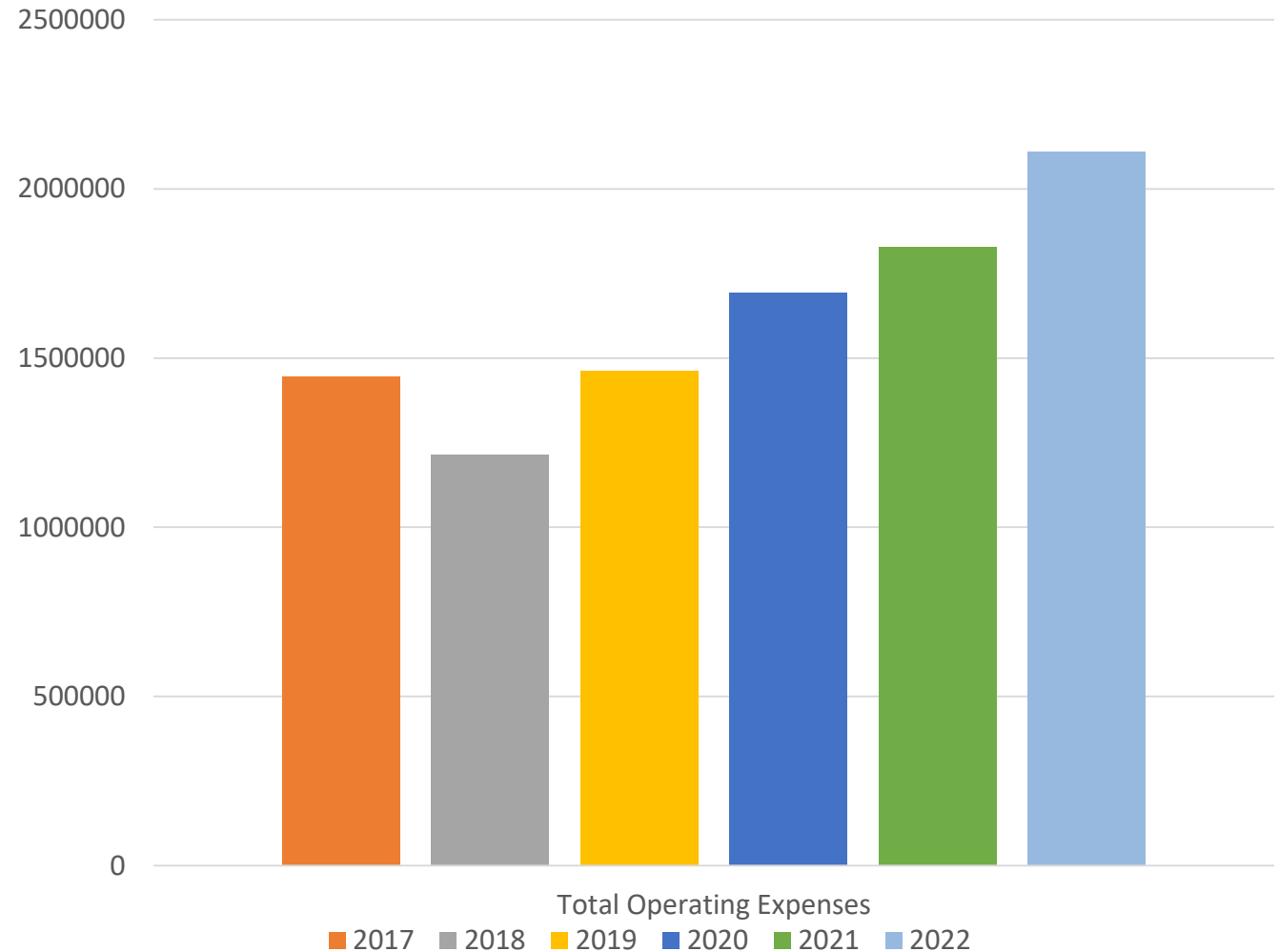
- ❖ 2022-
\$1,959,938
- ❖ 2021-
\$1,827,239
- ❖ 2020-
\$1,736,874
- ❖ 2019 -
\$1,628,156
- ❖ 2018 -
\$1,471,139
- ❖ 2017 -
\$1,439,289



Total Operating Expenses

- ❖ 2022 - \$2,108,227
- ❖ 2021 - \$1,827,185
- ❖ 2020 - \$1,692,609
- ❖ 2019 - \$1,462,404
- ❖ 2018 - \$1,212,805
- ❖ 2017 - \$1,446,024

2022 Increases:
Police Pension and
Debt Service.



2022 HOMEOWNER IMPACT

❖ .007 cent increase in the tax rate OR \$19.68 for the average homeowner



❖ Total 2022 municipal tax rate is \$0.316

Plumsted Average Home

2021



\$281,800

2022



\$281,177

Township Net Valuation Ratable Base

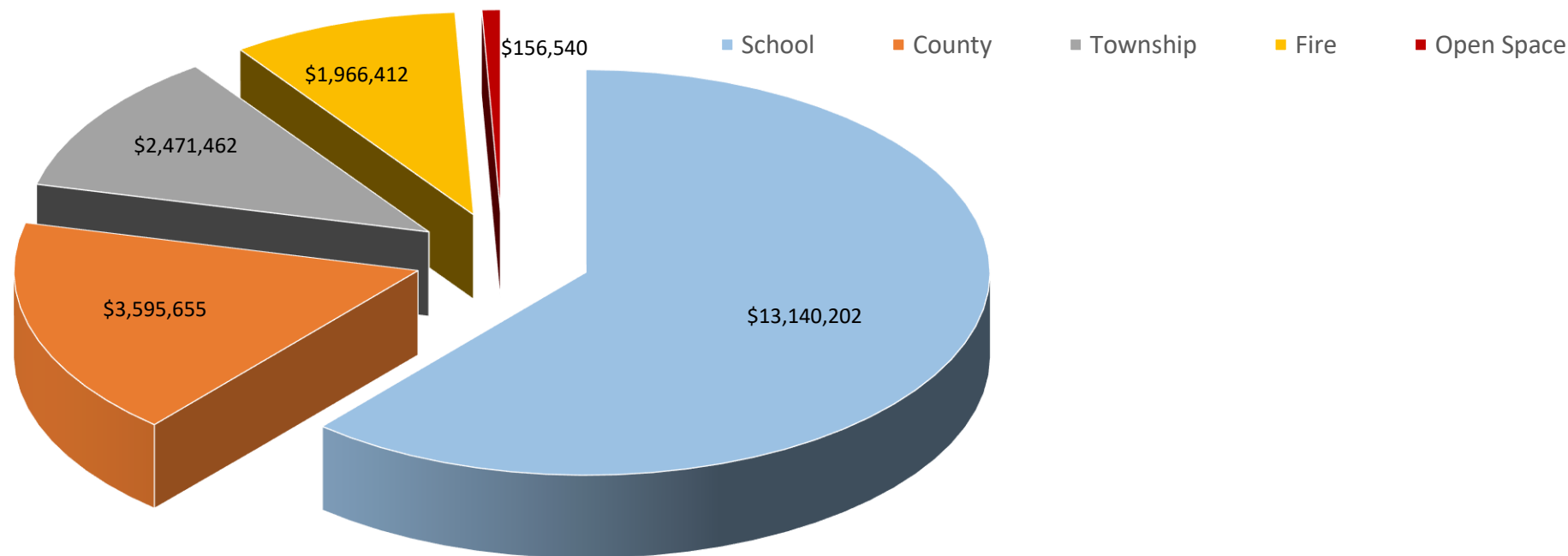
2022	\$782,700,600
2021	\$782,966,600

Value of \$0.01 of tax rate



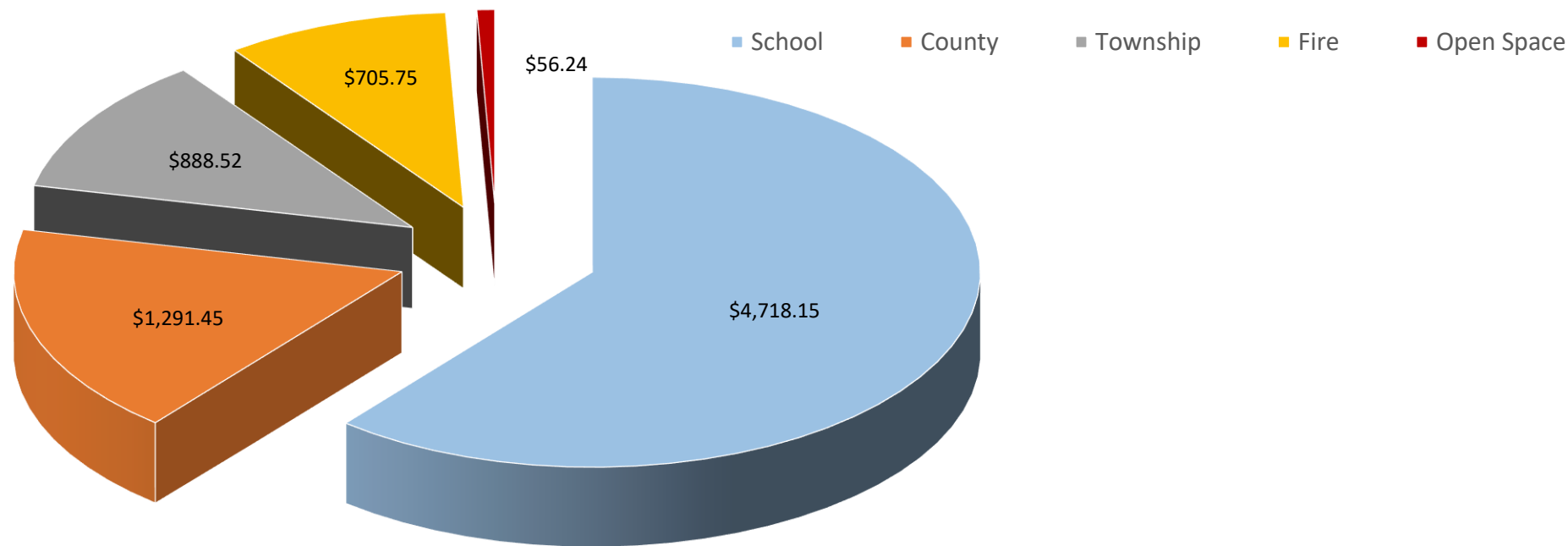
❖ 2022	\$78,270
❖ 2021	\$78,296
❖ 2020	\$79,341
❖ 2019	\$78,458
❖ 2018	\$78,549
❖ 2017	\$78,439

2022 Estimated Total Tax Bill



	% of Total	Tax
School	61.60	\$ 13,140,202
County	16.86	\$ 3,595,655
Township	11.59	\$ 2,471,462
Fire	9.22	\$ 1,966,412
Open Space	.73	\$ 156,540
Total	100.00	\$ 21,330,271

2022 Estimated Average Home (\$281,177)



	% of Total	Estimated Tax Rate	Estimated Tax
School	61.60	1.678	\$4,718.15
County	16.86	.4593	\$1,291.45
Township	11.59	.316	\$ 888.52
Fire	9.22	.251	\$ 705.75
Open Space	0.73	.02	\$ 56.24
Total	100.00	2.7243	\$7,660.11

Plumsted Township 2022 Budget Presentation

Questions or Comments

