

Rave Alert has replaced Nixle as our notification provider.

SHERIFF
N. J.
OCEAN COUNTY

OCEAN COUNTY ALERT

EMERGENCY ALERTS AND NOTIFICATIONS

Scan    

SIGN UP NOW!

Always Be Notified
Sign up for Ocean County Sheriff 911 alerts and receive important notifications via text message.

"Message and data rates may apply. Text messages are sent on an as-needed basis. Go to smart911.com for privacy and terms info. Text STOP to 67283 to cancel or HELP for tech support."

 **TRAFFIC UPDATES**

 **SEVERE WEATHER ALERTS**


Text
OCEANCOUNTY
to (67283)

 **EMERGENCY NOTIFICATIONS**

 **EVENT REMINDERS**

POWERED BY:


To Join:

You can simply text 'OCEANCOUNTY' to the number 67283 – this will subscribe you to all alerts that the Sheriff's Office sends out by text.

You can also scan the barcode or enter the below www link to register with RAVE/SMART911.

One benefit of registering with the system is the ability to select which type of alerts you would like to receive from us.

Emergency Alerts – General Alerts – National Weather Alerts

www.smart911.com/smart911/ref/reg.action?pa=oceanconj



Select Language ▼

Already have an account?

SIGN IN

Sign Up Now

Ocean County NJ

Please register for important messaging from Ocean County NJ. For more information, visit our Ocean County Sheriff's Office homepage for FAQs.

* = required field

First Name *

Last Name *

Receiving Assistance Someone is assisting me in setting up my account ?

Email Address

User ID *
We recommend using your email address for your User ID.

Password *

Confirm Password *

Password Requirements ✔ **GOOD**

- ✔ 8 or more characters
- ✔ at least 1 lower case letter
- ✔ at least 1 upper case letter
- ✔ at least 1 number
- ⓘ at least 1 special character or symbol

Phone number *

Phone type * Mobile Other (Land Line, VOIP, Cable)

Group Code (OPTIONAL):

* I agree to the [Terms of Use](#).

CREATE ACCOUNT

Enter your information in the registration screen.

Enter your First Name
Last Name
Email Address

Select a password

Enter a Phone number and select if it is a cell or land line.

Group Code – is not used. Please leave blank.

Click to check 'I agree to the Terms of Use'.

Click 'Create Account'.



Select Language ▾

Already have an account?

[SIGN IN](#)

Enter your address information.

Click 'Continue'.

Enter Address

Please enter your address below. This helps us determine which services are available in your area.

* = required field

Address Type *	House - Single Family ▾	?
Street *	1032 Mizzen Ave	
City *	Beachwood	
State *	New Jersey ▾	
Zip *	08722	

[CONTINUE](#)



© 2021 Smart911™ All Rights Reserved
[Privacy Policy](#) | [Terms of Use](#)
Smart911 holds U.S. Patents - 6,600,812;
8,484,352; 8,516,122; 9,078,092; Patents Pending.



Select Language ▼

Already have an account? [SIGN IN](#)

Confirm Address

Please confirm the address you selected. If you want to choose another address, you can [go back and try again](#).

Confirm Location

1032 Mizzen Avenue - Beachwood NJ 08722

[CONFIRM THIS ADDRESS](#)



The map shows your selected address. If the map does not properly display your location, you can click and drag the marker to the appropriate spot.




© 2021 Smart911™ All Rights Reserved
[Privacy Policy](#) | [Terms of Use](#)
Smart911 holds U.S. Patents - 6,600,812;
8,484,352; 8,516,122; 9,078,092; Patents Pending.

The system will pop up a map to verify your address.

Click 'Confirm this Address'

It will then ask you to confirm your phone number by text or a phone call.

Here I confirmed by a text message and clicked 'Confirm Phone'

Select Language ▾

Already have an account? [SIGN IN](#)

Confirm by Text Message

A text message has been sent to 732 600-1308 .

Please enter the confirmation code that was sent to your phone. If you did not receive the message, click Resend Code. If you did not enter the correct phone number, you can [go back and change it.](#)

* = required field

Confirmation Code *


[Skip](#)

[CONFIRM PHONE](#) [RESEND CODE](#)

Text messages are periodically sent on an as-needed basis. Text STOP to 22911, 67283 or 226787 to cancel messages. Cancelling messages will prevent operators from communicating with you via text message, and will cease reminder messages.

Message and data rates may apply. We do not charge for this service, however your mobile phone company may charge for text messages. Please refer to your mobile phone's service plan for more information.

You may access technical support by texting INFO or HELP to 22911, 67283 or 226787 at any time.



© 2021 Smart911™ All Rights Reserved
[Privacy Policy](#) | [Terms of Use](#)
Smart911 holds U.S. Patents - 6,600,812;
8,484,352; 8,516,122; 9,078,092; Patents Pending.

The Alert Panel will now display.

Select the contacts you wish to receive messages on. (my cell and email are listed and checked.)

Then select which notifications you wish to receive.

You can select text, voice and email to all alerts or only have specific alerts go to a specific device.

Select Language

HI, Peter | Sign Out

Profile Alerts Account Settings FAQ

Alerts

Please set your preferences by checking all options that you wish to enable.

Notification Preferences

Select the notification(s) you want to receive. We recommend you select all provided communication methods, as not all alerts will be sent via all methods or preferred languages.

Select the contacts you want to receive alerts. I prefer to receive alerts in:

732 600-1308 (Mobile) pgenneken@gmail.com

Notification	Text	Voice	Email
<input checked="" type="checkbox"/> Emergency Notifications from Ocean County NJ	<input checked="" type="checkbox"/>	<input checked="" type="checkbox"/>	<input checked="" type="checkbox"/>
<input checked="" type="checkbox"/> Emergency Alert Notifications Emergency Alert Notifications are sent when there is immediate threat to life and/or property in your monitored area. Examples include: hazardous materials incidents and other public safety incidents.	<input checked="" type="checkbox"/>	<input checked="" type="checkbox"/>	<input checked="" type="checkbox"/>
<input checked="" type="checkbox"/> General Notifications General Notifications are sent when there are incidents or events that are NOT an immediate danger to life or property in your monitored area; or as informational only. Examples include: mosquito fogging, siren testing, emergency drills or training.	<input checked="" type="checkbox"/>	<input checked="" type="checkbox"/>	<input checked="" type="checkbox"/>
<input checked="" type="checkbox"/> Severe Weather Alert Notifications Severe Weather Alert Notifications are sent in the event when Blizzard, Flash Flood, Flood, Hurricane, Severe Thunderstorm, Tornado or Tropical Storm Warnings are published by the NOAA for your monitored area.	<input checked="" type="checkbox"/>	<input checked="" type="checkbox"/>	<input checked="" type="checkbox"/>

SAVE CANCEL

You can select to have all Severe Weather alerts go only to your email and have all Emergency alerts be sent via text.

Click 'Save' to save your profile.



Select Language ▼

Hi, Peter | Sign Out

Profile

Alerts

Account Settings

FAQ

Print

Hi, Peter Profile Strength  62%



People / Household

+ ADD



Peter Genneken - pgenneken@gmail.com

[Edit Basic Info](#) | [Remove](#)



Addresses

+ ADD



1032 Mizzen Avenue Beachwood NJ 08722

House - Single Family
[Edit Basic Info](#) | [Remove](#)



Phones

+ ADD

732 600-1308 (Mobile)

[Edit](#) | [Remove](#)

Alerts

You are currently opted into:



Emergency Notifications
from Ocean County NJ

[Edit Alerts](#) ▶

Preferences

You are eligible for:

- Participate with SmartPrepare
- Enroll in Smart911

[Opt-in now](#) ▶

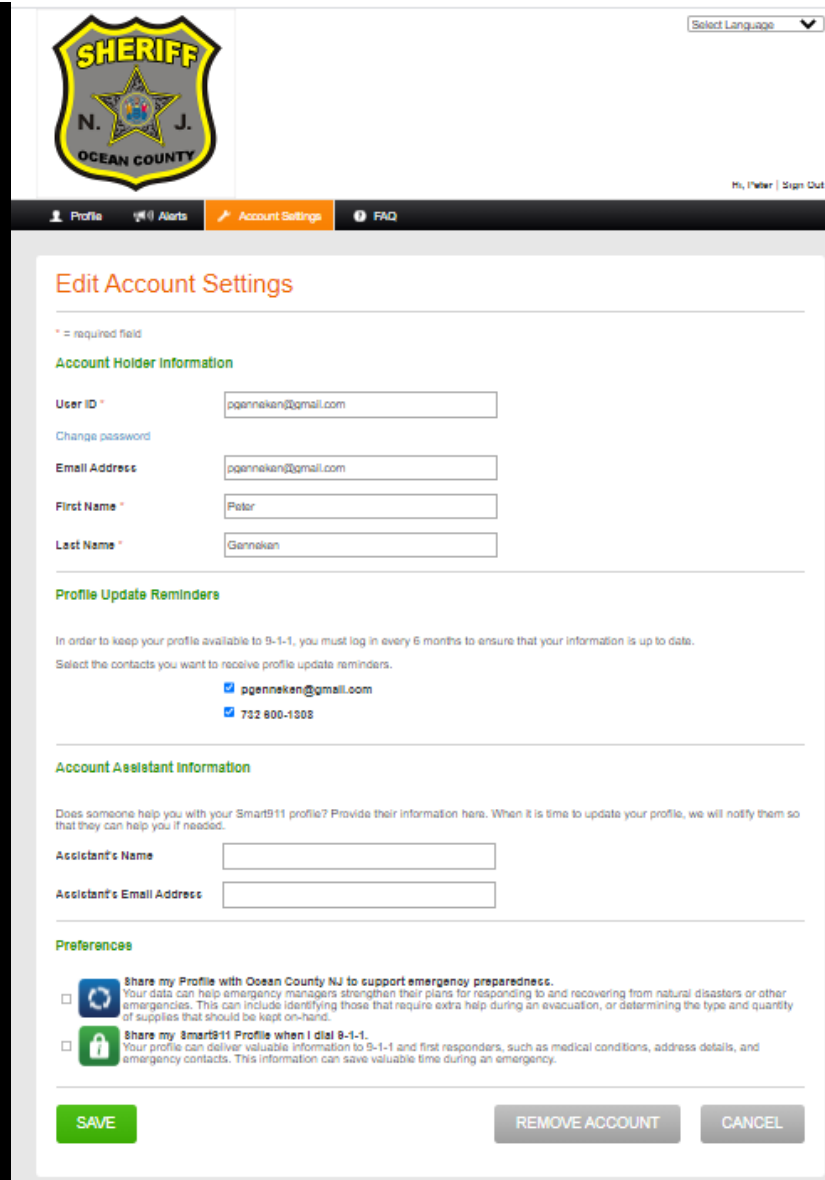
This is your profile Screen.

You can have multiple addresses, multiple phones and multiple people in your household.

The Account tab –
Allows you to change your
User Information and change
your password.

Profile update reminders are
sent every six months if you
wish.

Preferences –
Sharing your profile
information is not required.



The screenshot shows the 'Edit Account Settings' page for a Smart911 account. At the top left is the Ocean County Sheriff's Office logo. At the top right is a 'Select Language' dropdown menu. Below the logo is a navigation bar with 'Profile', 'Alerts', 'Account Settings' (highlighted), and 'FAQ'. The main content area is titled 'Edit Account Settings' and includes a legend for required fields (*). The 'Account Holder Information' section contains fields for 'User ID *' (pgenneken@gmail.com), 'Email Address' (pgenneken@gmail.com), 'First Name *' (Peter), and 'Last Name *' (Genneken). The 'Profile Update Reminders' section explains the 6-month update requirement and shows two checked options: 'pgenneken@gmail.com' and '732 800-1000'. The 'Account Assistant Information' section asks for an assistant's name and email address. The 'Preferences' section has two unchecked options: 'Share my Profile with Ocean County NJ to support emergency preparedness' and 'Share my Smart911 Profile when I dial 8-1-1'. At the bottom are 'SAVE', 'REMOVE ACCOUNT', and 'CANCEL' buttons.

Select Language ▼

Hi, Peter | Sign Out

Profile Alerts Account Settings FAQ

Edit Account Settings

* = required field

Account Holder Information

User ID *

[Change password](#)

Email Address

First Name *

Last Name *

Profile Update Reminders

In order to keep your profile available to 9-1-1, you must log in every 6 months to ensure that your information is up to date.

Select the contacts you want to receive profile update reminders.

- pgenneken@gmail.com
- 732 800-1000



Account Assistant Information

Does someone help you with your Smart911 profile? Provide their information here. When it is time to update your profile, we will notify them so that they can help you if needed.

Assistant's Name

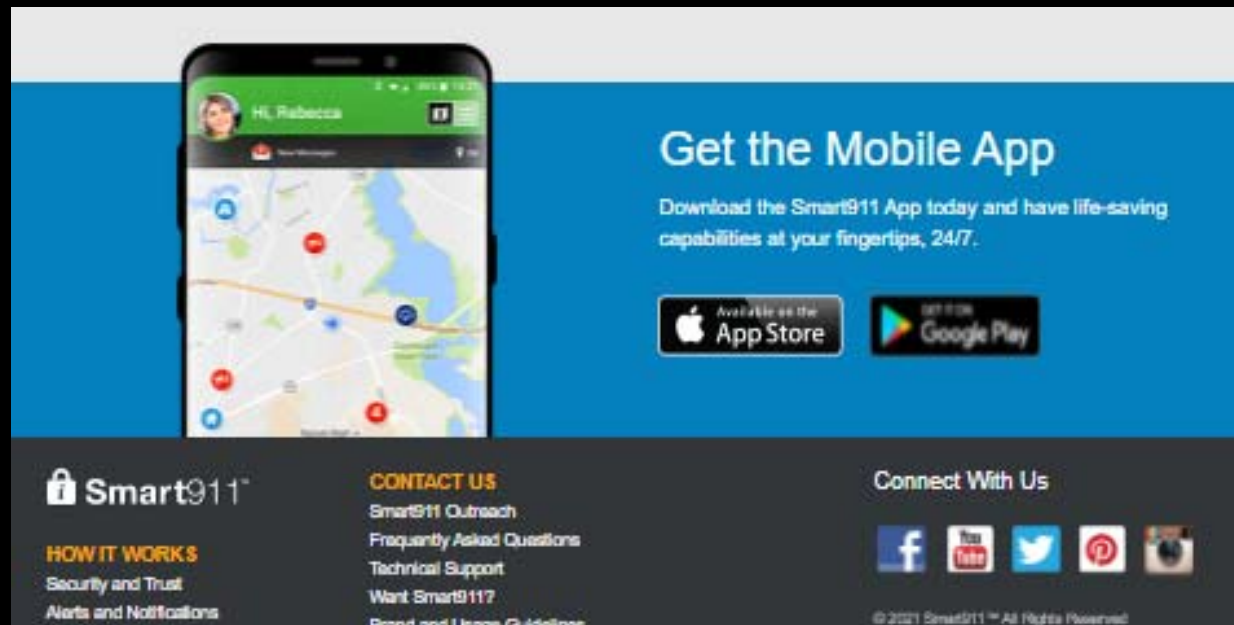
Assistant's Email Address

Preferences

-  **Share my Profile with Ocean County NJ to support emergency preparedness.**
Your data can help emergency managers strengthen their plans for responding to and recovering from natural disasters or other emergencies. This can include identifying those that require extra help during an evacuation, or determining the type and quantity of supplies that should be kept on-hand.
-  **Share my Smart911 Profile when I dial 8-1-1.**
Your profile can deliver valuable information to 9-1-1 and first responders, such as medical conditions, address details, and emergency contacts. This information can save valuable time during an emergency.

You can also Download from the Apple Store or Google Play the 'Smart911' App.

This will also allow you the ability to configure the system for your needs.



The advertisement features a smartphone displaying the Smart911 app interface, which includes a map with various location markers and a contact card for 'Hi, Rebecca'. To the right of the phone, the text 'Get the Mobile App' is displayed in a large, white font. Below this, a smaller line of text reads: 'Download the Smart911 App today and have life-saving capabilities at your fingertips, 24/7.' Two buttons are provided for downloading the app: 'Available on the App Store' and 'GET IT ON Google Play'. The bottom section of the advertisement is a dark grey footer containing the Smart911 logo, navigation links for 'HOW IT WORKS' (Security and Trust, Alerts and Notifications) and 'CONTACT US' (Smart911 Outreach, Frequently Asked Questions, Technical Support, Want Smart911?, Brand and Usage Guidelines), social media icons for Facebook, YouTube, Twitter, Pinterest, and Instagram, and the text 'Connect With Us' and '© 2021 Smart911™ All Rights Reserved.'